



## WHAT'S ON

THE CADILLAC THREE  
YANN TIERSEN  
COCK SPARRER  
BANKS  
GOK WAN  
MIDGE URE  
THE LEMONHEADS  
MAXIMO PARK  
THE MENZINGERS  
GODSMACK  
PUP  
INHALER  
THE AMAZONS  
SPORTS TEAM  
PAVEMENT  
GREGORY ALAN  
ISAKOV  
DMA'S  
BAND OF HORSES  
MILKY CHANCE  
BILL CALLAHAN

CONFIDENCE MAN  
CREEPER  
TOVE LO  
MUNA  
JULIA JACKLIN  
DEAF HAVANA  
PITCHFORK MUSIC FESTIVAL  
BELLE AND SEBASTIAN  
THE MOUNTAIN GOATS  
EZRA FURMAN  
SOHN  
SAXON  
EARTHGANG  
POWERWOLF  
THE HU  
NEW MODEL ARMY  
JOEY BADASS  
SOUL II SOUL  
CLUTCH

"London's  
most loved  
live music  
venue"

Time Out

# VISUAL STORY

What to expect when you visit the iconic Roundhouse in the heart of Camden.



# OUR VENUE

For how to reach our venue, please visit: <https://www.roundhouse.org.uk/visit/>





# ACCESSIBLE ENTRANCE

- For visitors in wheelchairs and with mobility impairments, the front entrance is accessible via a ramp and there is a public lift to the 1st and 2nd floor.
- You will find our accessibility entrance located just before the Studios entrance and near the bus stop.
- In case there is a queue in this area please make yourself known to a security team member and they will assist you.
- Mobility scooters are welcome but there are some restrictions on the size, as the larger models might not fit in the designated areas.

For any inquiries please contact:  
**[accessbookings@roundhouse.org.uk](mailto:accessbookings@roundhouse.org.uk)**





# YOUR ARRIVAL

Upon arrival expect to be greeted by our security team, in yellow and black uniforms, who can direct you or help if you have not visited our venue before.





# MAIN ENTRANCE



**MAIN DOORS**



## ACCESS YOUR WALLET

- Scan the above QR code with your phone to go to your wallet.
- Connect to our free wifi to avoid connectivity issues, **RH-WIFI**.
- Or go to [wallet.roundhouse.org.uk](https://wallet.roundhouse.org.uk)



## TICKET SCANNING

- To enter our venue please queue and use the front double doors where our team will scan your digital tickets and then let you through to our security checks.
- It can sometimes be nosy and crowded in this area.





## **BOX OFFICE ENTRANCE**

Use the doors to the left near the entrance to access our Box Office which is open from 5pm – 9pm during a gig night.

# **BOX OFFICE**



## **BOX OFFICE DESK**

- Have your digital tickets ready for scanning to make your arrival quicker and smoother.
- To find your tickets, please open the email that contains a link to your digital wallet after you register your account.
- If you have any ticketing issues, just head to our box office and a member of our staff will be able to assist you further.
- This process might take longer during busy shows and be advised that there might be a queue of people waiting.



# SECURITY CHECKS



## BAG CHECK

- Security checks are procedures that all visitors have to go through.
- If you have any concerns please ask to speak to one of our duty managers who can support you in this process.
- Security checks entail a bag check: This is the process of removing any items that are not permitted to be carried in our venue.
- For any items not permitted, you will be asked to discard them or they'll be confiscated.



## BODY CHECK

- Another security member will ask you to stand in front of them and they will scan you with a hand-held metal detector wand.
- This is to remove any metal or electronic equipment that is not permitted on our premises.



## CLOAKROOM

- The cloakroom is accessible on the ground floor past the checkpoints.
- Please be advised that our cloakroom can sometimes get very busy.
- This is normal though and our security alongside our venue team will work hard to make sure that you do not have to queue for too long.
- You can leave bags, coats and any other small item to wander our venue hands-free.
- Mobile devices can be left in the cloakroom free of charge.



# BAR & CAFE

- Opposite the cloakroom, you will find our cafe bar.
- You can sit with your party to enjoy our selection of drinks. Sometimes we offer food so please speak to a member of staff to find out more.






# DO YOU WANT TO GET INSPIRED DURING YOUR VISIT?


Scan the NaviLens QR logo below and have instant access to our digital menu and all of our offers!

**You can simply use the web or download the Dines Mobile Ordering app**

- Use the app to browse, and access our price list.
- Or use it for any allergen information, visual aids, or information on our products.
- The navi-lens will translate in case English is not native to you.

 **Dines - Mobile Ordering**  
Open in the Dines - Mobile Ordering app clip


**OPEN**



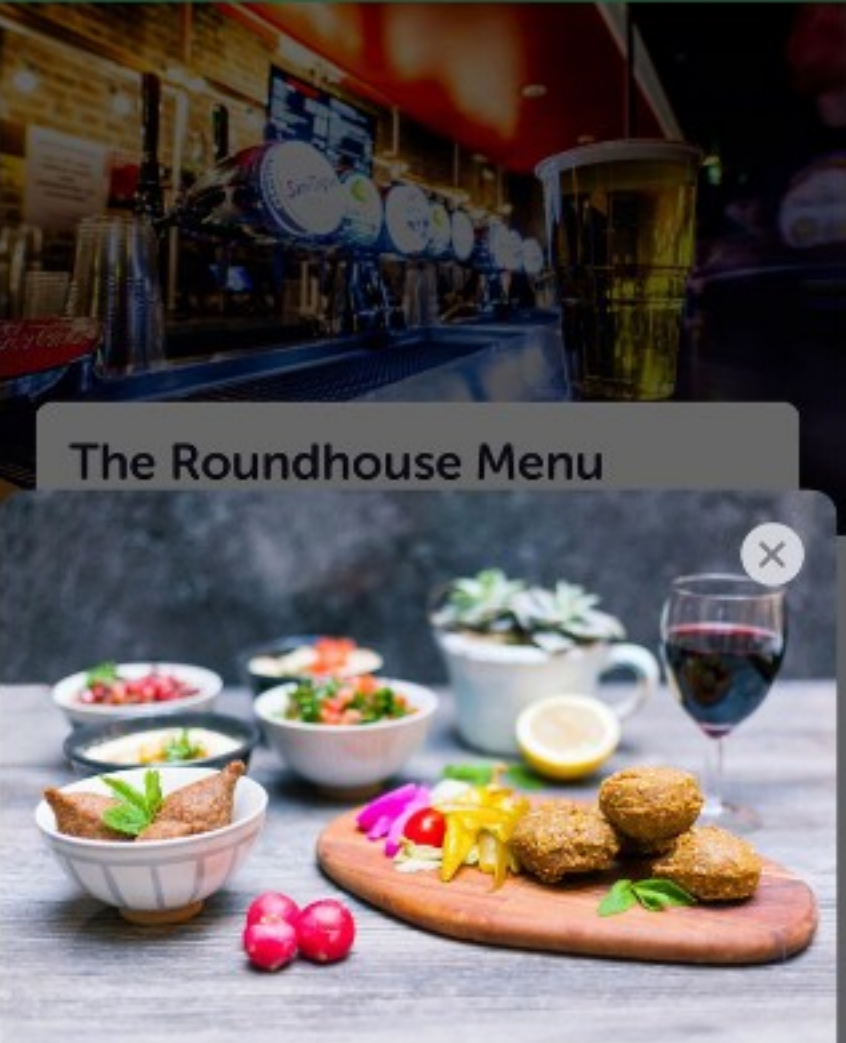
## The Roundhouse Menu

Chalk Farm Road, London, NW1 8EH

Bar Snacks Theatre Entertainment

 **Dines - Mobile Ordering**  
Open in the Dines - Mobile Ordering app clip

**OPEN**



**Dines - Mobile Ordering**  
Browse Venues and place an Order

**Open**



 NaviLens GO App

Accessible QR Code






Bar & Cafe on the ground floor past the security checkpoints







- Studio Theatre is located next to the Bar & Cafe.
- Access via the ramp on the ground floor.
- There are toilets and a lift for step-free access that gets you to all levels.
- The venue also has toilets including accessible toilets and bars where you can sit and refresh across all levels.



- Studio theatre seated capacity ranges from 94 to 122 depending on the show. For standing shows, please contact us via email at **[accessbookings@roundhouse.org.uk](mailto:accessbookings@roundhouse.org.uk)**.
- The front row is on the floor level.
- Each subsequent row is 2 steps up from the previous.
- Seat dimensions are 40×44cm.

# STUDIO THEATRE



# MAIN SPACE & VENUE AMENITIES



## MAIN STAIRS

- The main stairs that will get you to level 1.
- Main stairs: 27 steps from Level 0 to Level 1 on the main staircase.



## LEVEL 1 ACCESS

- From level 1 you can access the main space via three entry doors.
- A member of staff will check your ticket and point you in the right direction.
- On Level 1 there is a merchandise desk and access to our smoking area.



## VOLUNTEERS

- Our great team of volunteers in **red uniform** as well as visitor assistants in **grey uniform** will help you navigate and attend to your needs.
- Other staff across every department will also help you so you can have the best experience.



# LEVEL 1 STANDING

- In the main space on level 1, there are no seats and stools are not permitted.
- When in the main space please follow our directional and pathway signage or ask a member of staff to direct you to the nearest toilets and bars.
- The main space can be dark, a lot more crowded and potentially will have haze and flashing lights.
- We have security and venue team members who are all first-aid trained, and also an experienced medic team in place who are there to help you if you ever need assistance.
- You can leave the main space at any point during the show and visit one of our bars across the foyers to find some quiet space if needed.
- For some shows there is a seating structure in the space.






# ACCESS TO LEVEL 1 & LEVEL 2



Terrace & Smoking Area are accessible from Level 1.



The stairs have 22 steps from Level 1 to Level 2.



## MERCH DESK

- Merchandise desk and stair access to Level 2 from Level 1.
- To access Level 2 you can either use the lift or the stairs located next to the merchandise desk.



- The lift is accessible across all floors. Our lift is sometimes access controlled so if it isn't working please ask a member of staff.
- A member of security or venue staff is always available to help with access to the lift if needed.
- The lift dimensions are:  
Door width: 89cm / Depth: 138cm / Height: 206cm.



# LEVEL 2



**LEVEL 2 FOYER**



## LEVEL 2 WHEELCHAIR USER SPACE

- On level 2 balcony we have 4 wheelchair user spaces with great views for our visitors, that can be pre-booked.
- Wheelchair users can also book tickets for level 1 and communicate any needs before the show with our access team.




## LEVEL 2 DOORS AREA 1&2

- From level 2 you can access the main space via two entry doors. The level 2 doors are accessible by a glass bridge.
- Turn right to access areas 1 & 2 or left for area 3 as well as the members' bar and circle bar.



## LEVEL 2 DOORS AREA 3



## CIRCLE BAR ON LEVEL 2 ACROSS FROM AREA 3 DOORS



## VIEW OF THE MAIN SPACE FROM LEVEL 2 IN AREA 2



# LEVEL 2 BALCONY SEATING AREA



- All seats are approx 17 inches wide (43cm) x 17 inches deep (43cm) and have adjustable armrests.
- 2 steps from floor level to row A.
- 5 steps up & 1 step down from floor level to row B.
- 1 step from row B to C.
- 2 steps between rows C-D.
- 2 steps between rows D-E.
- 2 steps between rows E-F & L2 standing.
- L2 standing is level with row F.



# BLUE BADGE PARKING

- Our venue has a few allocated car park spaces for Blue Badge holders.
- To reserve a space please contact **[accessbookings@roundhouse.org.uk](mailto:accessbookings@roundhouse.org.uk)**
- For security reasons, we will request a few personal details alongside the car registration.
- Upon arrival, you will be asked to sign in to our reception.
- The security team will guide you via a secure gate to your reserved space.
- A staff member will meet you and escort you to the venue, to scan your tickets and provide directions.
- The details on how to reach our car park will be provided upon confirmation during the booking process.





# OUR TEAM IS HERE TO HELP

- If you need assistance at any point during your visit, please ask a member of staff or security.
- If you have any questions about your visit to the Roundhouse, you may find the answer on our website.
- For any access needs and to speak to a member of staff ahead of your visit, please get in touch with us by emailing **[accessbookings@roundhouse.org.uk](mailto:accessbookings@roundhouse.org.uk)**
- Please note that all of our performances are different, and so some information in this Visual Story might not apply to your visit.

